

WPC LOUVERS

Premium Louvers Range



GH Series

WPC LOUVERS

Premium Louvers Range

GH Series



Water-Proof



Eco-Friendly



Termite-Proof




Cost-Effective

W

L

TH

155 MM x 9.5 FEET x 15 MM




New Arrivals



GH-31



GH-34



GH-36



GH-55




GH-05

WIDTH: **155 MM** X LENGTH: **9.5 FEET** X THICKNESS: **15 MM**



GH-06



GH-08



GH-10

NEW




GH-31

NEW



GH-34

NEW



GH-36

WIDTH: **155 MM** X LENGTH: **9.5 FEET** X THICKNESS: **15 MM**




GH-38



GH-39

NEW




GH-52

GH-53


GH-55

WIDTH: **155 MM** X LENGTH: **9.5 FEET** X THICKNESS: **15 MM**






GH-58



GH-62



GH-64




GH-68




GH-81




GH-85




GH-86



GH-87




GH-88




GH-89




GH-90



GH-91



GH-93



GH-94

WIDTH: **155 MM** X LENGTH: **9.5 FEET** X THICKNESS: **15 MM**